

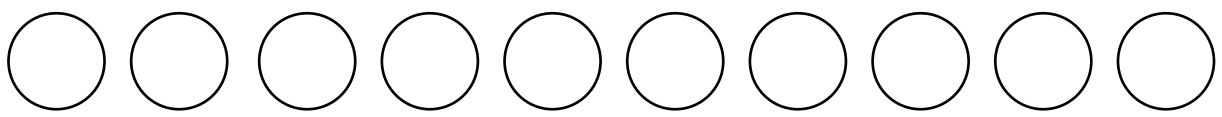
Name \_\_\_\_\_

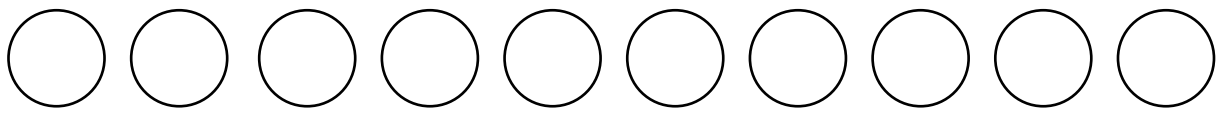
Date \_\_\_\_\_

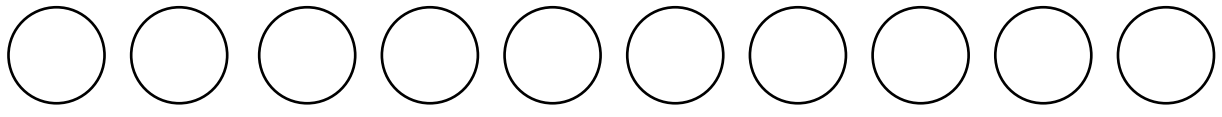
**Equal Groups**

# 100 Chart with Skip Counting Circles

1	2	3	4	5	6	7	8	9	10
11	12	13	14	15	16	17	18	19	20
21	22	23	24	25	26	27	28	29	30
31	32	33	34	35	36	37	38	39	40
41	42	43	44	45	46	47	48	49	50
51	52	53	54	55	56	57	58	59	60
61	62	63	64	65	66	67	68	69	70
71	72	73	74	75	76	77	78	79	80
81	82	83	84	85	86	87	88	89	90
91	92	93	94	95	96	97	98	99	100

1x\_\_\_ 2x\_\_\_ 3x\_\_\_ 4x\_\_\_ 5x\_\_\_ 6x\_\_\_ 7x\_\_\_ 8x\_\_\_ 9x\_\_\_ 10x\_\_\_  


11x\_\_\_ 12x\_\_\_ 13x\_\_\_ 14x\_\_\_ 15x\_\_\_ 16x\_\_\_ 17x\_\_\_ 18x\_\_\_ 19x\_\_\_ 20x\_\_\_  


21x\_\_\_ 22x\_\_\_ 23x\_\_\_ 24x\_\_\_ 25x\_\_\_ 26x\_\_\_ 27x\_\_\_ 28x\_\_\_ 29x\_\_\_ 30x\_\_\_  


© Pearson Education 3